

Scaled data based on original data using  
LM-79-08 Approved Method: Electrical and Photometric Measurements of Solid-  
State Lighting Products

Test Report Prepared for  
Cooper Lighting Solutions  
(formerly Eaton)

Brand: McGRAW-EDISON

Report Number: P227013

Luminaire Tested: **ISW-AF-800-LED-E1-SL4-7050-ULG**

Issue Date: 3/3/2020

**Test Information**

Test Method: LM-79-08  
Report Number: P227013  
TEST IS SCALED FROM IESNA LM-79-08 TEST DATA (P35947)-DOWNLIGHT AND  
Test Lab: INNOVATION CENTER-P3  
Issue Date: 3/3/2020  
Manufacturer: COOPER LIGHTING SOLUTIONS (FORMERLY EATON)  
Product Line: MCGRAW-EDISON  
Catalog Number: ISW-AF-800-LED-E1-SL4-7050-ULG  
Description: IMPACT ELITE LED WEDGE LUMINAIRE WITH UPLIGHT  
LIGHT SQUARE WITH ACCULED OPTICS-TYPE IV W/SPILL CONTROL, WITH UPLIGHT  
GLOW  
Light Source: (16) 5000K CCT, 70 CRI LEDs and (1) UPLIGHT LED  
Ballast/Driver: ELECTRONIC DRIVER

**Summary**

Lumens per Lamp: N/A  
Luminaire Lumens: 6318.5 lumens  
Efficiency: N/A  
Efficacy: 105.0 lumens/watt  
Luminous Opening: Rectangular w/ Sides (W: 0.5' x L: 0.5' x H: 0.54')  
IES Classification: Type IV - Short - Non-Cutoff  
BUG Rating: B1 - U5 - G2

Input Watts (W): 60.2  
Input Voltage (V): 120  
Input Current (Ain): NR  
Voltage Rise (V): NR  
Power Factor: NR  
Total Harmonic Distortion (THDi): NR  
Frequency (hertz): 60  
Stabilization Time: NR  
Operation Time: NR  
Ambient Temperature (°C): NR  
Test Distance: 25 FT

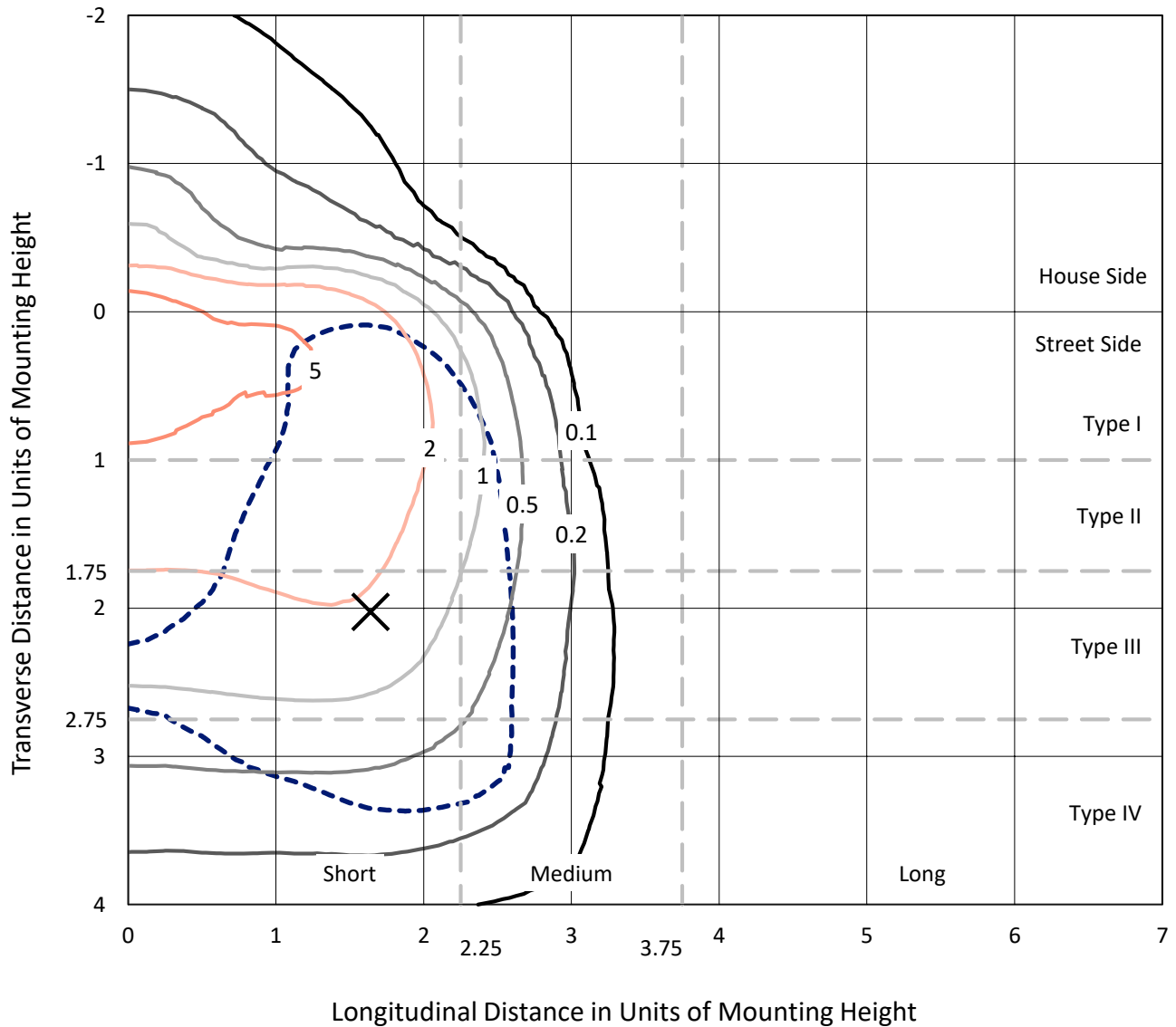


REPORT NUMBER: P227013

CATALOG NUMBER: ISW-AF-800-LED-E1-SL4-7050-ULG

### Iso-Footcandle Lines of Horizontal Illumination

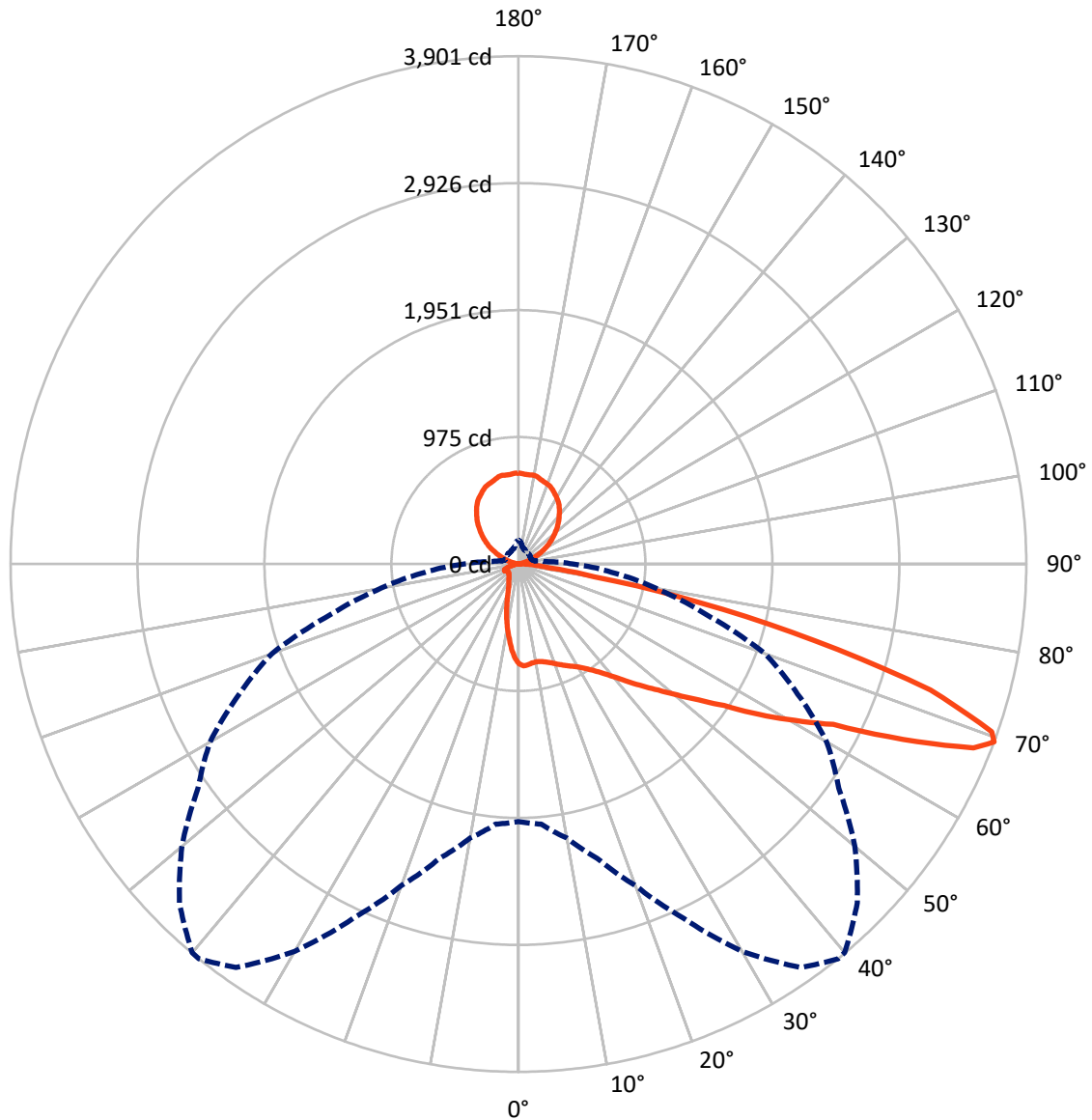
✕ Max cd  
 - - - 1/2 Max cd



Based on 10 foot mounting height. Maximum calculated value = 7.7 fc  
 Type IV - Short - Non-Cutoff

REPORT NUMBER: P227013  
CATALOG NUMBER: ISW-AF-800-LED-E1-SL4-7050-ULG

### Luminous Intensity Polar Plot



— Vertical Plane Through 39-Deg Lateral      - - - Horizontal Cone Through 69-Deg Vertical

REPORT NUMBER: P227013

CATALOG NUMBER: ISW-AF-800-LED-E1-SL4-7050-ULG

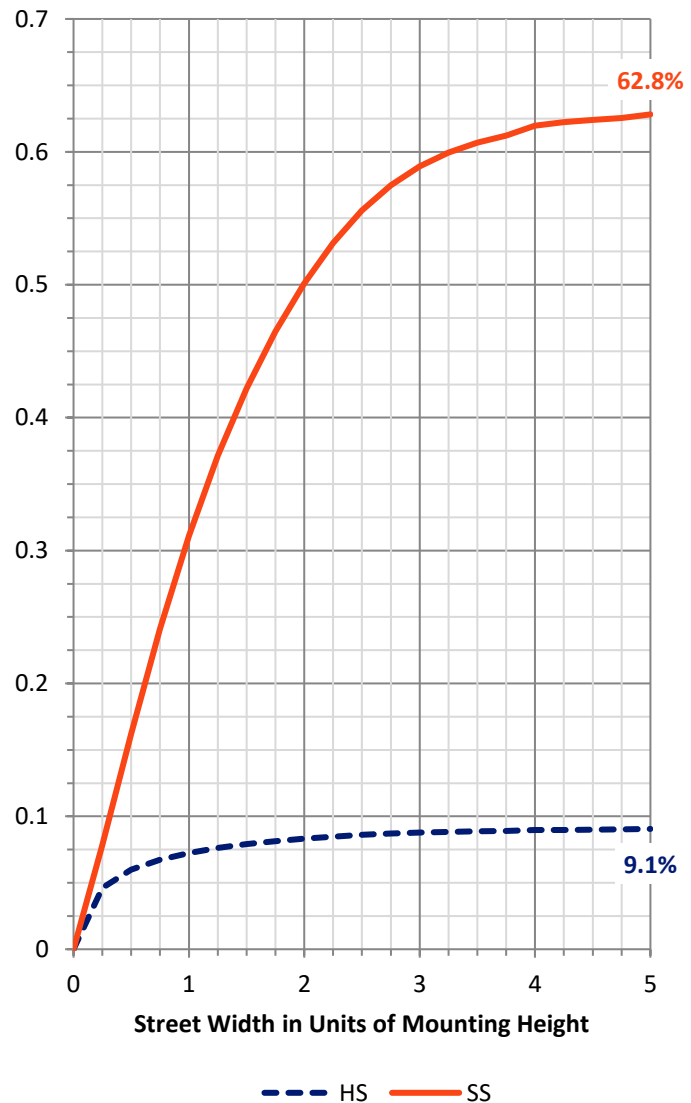
**FLUX DISTRIBUTION:**

		Downward	Upward	Total
<b>House Side</b>	Lumens	580.3	867.7	1448.0
	% Fixture	9.2	13.7	22.9
<b>Street Side</b>	Lumens	4001.8	868.7	4870.5
	% Fixture	63.3	13.7	77.1
<b>Total</b>	Lumens	4582.1	1736.4	6318.5
	% Fixture	72.5	27.5	100.0

**Coefficient of Utilization**

**ZONAL LUMENS:**

Zone	Lumens	% Fixture
0°-10°	66.3	1.0
10°-20°	167.1	2.6
20°-30°	260.0	4.1
30°-40°	393.0	6.2
40°-50°	628.8	10.0
50°-60°	988.3	15.6
60°-70°	1330.8	21.1
70°-80°	660.1	10.4
80°-90°	87.7	1.4
90°-100°	10.5	0.2
100°-110°	57.4	0.9
110°-120°	166.1	2.6
120°-130°	273.2	4.3
130°-140°	336.8	5.3
140°-150°	344.6	5.5
150°-160°	290.3	4.6
160°-170°	191.2	3.0
170°-180°	66.3	1.0
0°-90°	4582.1	72.5
0°-180°	6318.5	100.0



REPORT NUMBER: P227013

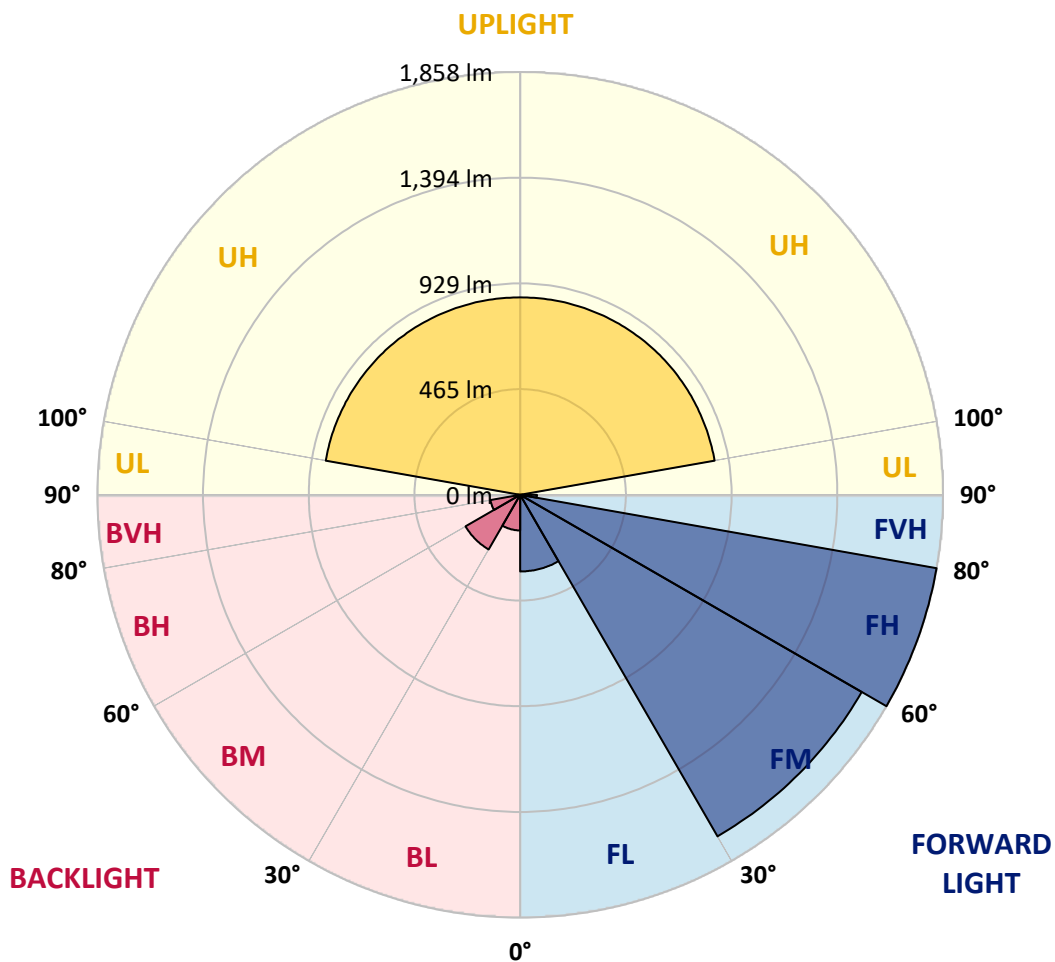
CATALOG NUMBER: ISW-AF-800-LED-E1-SL4-7050-ULG

**LUMINAIRE CLASSIFICATION SYSTEM LUMEN TABLE AND BUG RATING:**

Zone	Lumens	% Fixture	Zone Rating/Lumen Limit		
			B	U	G
FL (0°-30°)	336.9	5.3			
FM (30°-60°)	1733.2	27.4			
FH (60°-80°)	1858.2	29.4			G2/5000
FVH (80°-90°)	73.6	1.2			G1/100
BL (0°-30°)	156.4	2.5	B1/500		
BM (30°-60°)	277.0	4.4	B1/1000		
BH (60°-80°)	132.7	2.1	B1/500		G1/500
BVH (80°-90°)	14.2	0.2			G1/100
UL (90°-100°)	10.5	0.2		U2/50	
UH (100°-180°)	867.7	13.7		U4/1000	

**BUG Rating: B1-U5-G2**

Type IV Short





REPORT NUMBER: P227013

CATALOG NUMBER: ISW-AF-800-LED-E1-SL4-7050-ULG

**CANDELA DISTRIBUTION (FULL):**

	0°	5°	10°	15°	20°	25°	30°	35°	39°	40°	45°
0°	767.5	767.5	767.5	767.5	767.5	767.5	767.5	767.5	767.5	767.5	767.5
2.5°	786.1	786.8	786.8	787.6	784.6	784.6	785.3	782.4	783.9	783.1	779.4
5°	787.6	788.3	787.6	788.3	784.6	783.1	780.1	776.4	777.9	777.2	772.0
7.5°	783.9	784.6	783.1	783.9	779.4	776.4	772.0	769.0	766.8	766.0	759.3
10°	775.7	777.9	774.9	777.2	773.4	770.5	768.2	765.3	763.8	763.0	755.6
12.5°	763.8	765.3	766.0	769.0	769.0	769.7	769.7	767.5	768.2	767.5	761.5
15°	752.6	757.8	763.0	766.0	772.0	775.7	778.7	777.9	780.1	779.4	775.7
17.5°	752.6	757.1	766.0	775.7	786.8	792.0	796.5	796.5	797.2	795.8	789.8
20°	755.6	763.8	778.7	795.0	808.4	818.8	821.8	821.0	818.1	818.1	807.7
22.5°	780.1	785.3	801.7	819.6	838.1	848.6	849.3	847.1	841.1	839.6	827.0
25°	815.1	821.0	835.9	859.0	873.1	881.3	879.1	871.6	865.7	860.5	847.1
27.5°	869.4	873.8	888.7	904.3	912.5	915.5	906.6	896.2	889.5	887.2	869.4
30°	925.2	931.1	943.0	952.7	959.4	950.4	936.3	924.4	918.5	917.0	900.6
32.5°	993.6	994.3	1002.5	1004.7	1005.5	990.6	971.3	960.1	957.9	954.9	942.3
35°	1056.1	1059.8	1058.3	1057.5	1050.8	1032.3	1015.9	1009.2	1007.0	1006.2	995.8
37.5°	1111.8	1117.8	1114.1	1107.4	1099.2	1084.3	1067.2	1059.8	1067.2	1062.7	1065.0
40°	1166.1	1166.1	1161.7	1157.9	1148.3	1134.1	1128.2	1128.9	1140.8	1143.8	1146.8
42.5°	1213.0	1212.2	1207.8	1204.8	1203.3	1200.3	1197.4	1211.5	1234.5	1239.0	1245.7
45°	1264.3	1263.5	1246.4	1252.4	1262.8	1265.0	1275.4	1308.2	1336.4	1338.7	1352.8
47.5°	1314.1	1308.2	1291.8	1297.8	1327.5	1343.1	1360.2	1406.3	1445.8	1453.9	1493.3
50°	1366.2	1360.2	1342.4	1353.5	1395.2	1424.2	1464.3	1528.3	1582.6	1593.7	1645.1
52.5°	1420.5	1419.7	1405.6	1422.7	1474.0	1532.8	1596.0	1668.1	1734.3	1748.4	1824.3
55°	1485.9	1482.2	1476.2	1497.1	1569.9	1648.8	1747.7	1845.9	1918.0	1943.3	2019.9
57.5°	1559.5	1558.1	1558.8	1601.9	1689.7	1809.4	1930.6	2063.0	2182.0	2199.9	2271.3
60°	1623.5	1626.5	1643.6	1711.3	1821.3	1983.4	2153.8	2333.0	2438.6	2457.2	2527.1
62.5°	1701.6	1718.7	1756.6	1842.1	1971.5	2167.9	2388.8	2578.4	2714.5	2752.4	2884.8
65°	1889.0	1902.4	1973.0	2076.4	2241.5	2492.9	2746.5	3022.4	3247.0	3281.2	3395.0
67.5°	2025.8	2060.0	2170.9	2339.7	2578.4	2899.7	3247.7	3581.7	3771.3	3786.9	3707.3
69°	1978.2	2006.5	2137.4	2341.2	2629.0	3003.1	3435.9	3784.7	3901.4	3898.5	3682.1
70°	1905.4	1931.4	2075.7	2273.5	2586.6	2991.2	3438.9	3786.2	3856.8	3830.1	3582.4
72.5°	1596.0	1619.0	1754.4	1961.1	2264.6	2666.2	3087.8	3325.1	3310.2	3287.9	2878.9
75°	996.6	995.1	1113.3	1233.1	1468.8	1874.9	2188.7	2379.1	2348.6	2331.5	1848.1
77.5°	372.6	398.6	441.8	570.4	679.0	898.4	1152.0	1363.9	1422.7	1347.6	995.1
80°	194.1	208.2	236.5	281.9	324.3	371.1	446.2	574.1	594.2	554.1	401.6
82.5°	153.2	170.3	198.6	237.2	267.0	249.1	235.0	243.2	241.7	230.5	204.5
85°	116.0	136.1	182.2	221.6	264.0	223.1	177.7	155.4	138.3	139.1	148.0
87.5°	58.0	75.1	143.5	193.4	229.8	148.0	116.0	90.0	75.1	72.1	96.7
90°	22.8	22.8	35.0	44.9	59.6	34.0	33.3	27.3	21.7	21.6	29.3
92.5°	4.0	4.0	4.5	5.0	5.5	6.0	6.0	6.0	6.0	6.0	6.0
95°	5.0	5.0	5.5	6.0	6.5	7.0	7.0	7.0	7.0	7.0	7.0
97.5°	7.0	7.0	7.5	8.0	8.0	8.0	8.5	9.0	9.0	9.0	9.0
100°	8.0	8.0	8.5	9.0	9.5	10.0	11.0	12.0	15.6	16.5	21.0
102.5°	11.0	11.0	12.0	13.0	15.5	18.0	22.5	27.0	32.2	33.5	40.0
105°	21.0	22.0	24.5	27.0	31.5	36.0	42.0	48.0	54.0	55.5	63.0
107.5°	41.0	42.0	45.5	49.0	53.5	58.0	65.5	73.0	79.0	80.5	88.0



REPORT NUMBER: P227013

CATALOG NUMBER: ISW-AF-800-LED-E1-SL4-7050-ULG

**CANDELA DISTRIBUTION (continued):**

	0°	5°	10°	15°	20°	25°	30°	35°	39°	40°	45°
110°	66.0	68.0	71.0	74.0	80.5	87.0	94.5	102.0	106.8	108.0	114.0
112.5°	99.0	99.0	102.5	106.0	113.5	121.0	127.5	134.0	137.6	138.5	143.0
115°	140.0	139.0	143.0	147.0	153.0	159.0	163.5	168.0	170.4	171.0	174.0
117.5°	184.0	184.0	186.5	189.0	193.0	197.0	199.5	202.0	203.2	203.5	205.0
120°	225.0	223.0	224.5	226.0	229.5	233.0	235.0	237.0	239.4	240.0	243.0
122.5°	263.0	260.0	260.5	261.0	264.0	267.0	269.0	271.0	273.4	274.0	277.0
125°	298.0	294.0	295.0	296.0	297.5	299.0	302.0	305.0	307.0	307.5	310.0
127.5°	330.0	329.0	329.0	329.0	331.0	333.0	336.0	339.0	339.4	339.5	340.0
130°	363.0	361.0	361.5	362.0	364.0	366.0	368.0	370.0	370.8	371.0	372.0
132.5°	396.0	394.0	393.5	393.0	397.0	401.0	402.5	404.0	404.4	404.5	405.0
135°	429.0	426.0	426.0	426.0	429.0	432.0	433.5	435.0	435.8	436.0	437.0
137.5°	460.0	457.0	458.0	459.0	459.5	460.0	462.0	464.0	465.6	466.0	468.0
140°	488.0	485.0	486.0	487.0	488.0	489.0	490.0	491.0	493.4	494.0	497.0
142.5°	518.0	515.0	516.0	517.0	517.5	518.0	519.5	521.0	522.6	523.0	525.0
145°	550.0	546.0	545.0	544.0	545.5	547.0	548.5	550.0	550.4	550.5	551.0
147.5°	575.0	572.0	571.5	571.0	572.5	574.0	574.0	574.0	574.4	574.5	575.0
150°	595.0	592.0	592.5	593.0	593.0	593.0	593.0	593.0	593.0	593.0	593.0
152.5°	611.0	608.0	608.0	608.0	608.5	609.0	609.5	610.0	610.0	610.0	610.0
155°	629.0	625.0	625.0	625.0	626.0	627.0	628.5	630.0	629.2	629.0	628.0
157.5°	646.0	643.0	643.0	643.0	643.5	644.0	645.0	646.0	645.6	645.5	645.0
160°	663.0	660.0	659.5	659.0	657.5	656.0	655.5	655.0	655.0	655.0	655.0
162.5°	673.0	669.0	669.0	669.0	667.0	665.0	663.0	661.0	661.8	662.0	663.0
165°	681.0	678.0	677.0	676.0	676.0	676.0	674.5	673.0	673.0	673.0	673.0
167.5°	690.0	687.0	685.5	684.0	685.0	686.0	687.0	688.0	686.8	686.5	685.0
170°	698.0	695.0	693.5	692.0	692.0	692.0	692.5	693.0	692.2	692.0	691.0
172.5°	699.0	697.0	696.0	695.0	694.0	693.0	691.5	690.0	690.0	690.0	690.0
175°	700.0	698.0	697.5	697.0	696.0	695.0	693.0	691.0	690.6	690.5	690.0
177.5°	707.0	705.0	702.5	700.0	699.5	699.0	698.0	697.0	696.2	696.0	695.0
180°	700.0	700.0	700.0	700.0	700.0	700.0	700.0	700.0	700.0	700.0	700.0





REPORT NUMBER: P227013

CATALOG NUMBER: ISW-AF-800-LED-E1-SL4-7050-ULG

**CANDELA DISTRIBUTION (continued):**

	50°	55°	60°	65°	70°	75°	80°	85°	90°	95°	100°
0°	767.5	767.5	767.5	767.5	767.5	767.5	767.5	767.5	767.5	767.5	767.5
2.5°	776.4	776.4	774.9	774.2	772.0	769.0	766.8	763.0	760.8	757.1	752.6
5°	766.8	763.8	762.3	759.3	754.9	751.1	746.7	741.5	735.5	728.1	719.9
7.5°	754.1	749.6	744.4	743.0	737.7	733.3	728.1	720.6	712.5	699.1	688.7
10°	748.9	744.4	740.0	737.0	730.3	725.1	719.2	709.5	699.1	681.2	661.9
12.5°	754.1	749.6	745.2	740.0	734.0	728.1	719.9	708.0	693.9	670.8	647.0
15°	766.8	762.3	754.9	749.6	741.5	736.3	725.1	711.7	690.9	662.6	631.4
17.5°	780.9	774.2	767.5	759.3	751.9	745.2	733.3	716.2	690.2	656.7	616.5
20°	794.3	786.8	776.4	770.5	763.0	753.4	740.7	719.9	688.7	644.8	600.9
22.5°	809.9	800.2	789.1	782.4	776.4	768.2	753.4	726.6	688.7	638.1	583.1
25°	830.0	817.3	806.2	799.5	795.8	789.8	772.0	742.2	693.9	634.4	568.2
27.5°	853.8	837.4	827.7	823.3	822.5	818.1	800.2	763.0	705.8	634.4	554.1
30°	882.0	867.9	855.3	855.3	864.2	861.2	841.1	795.0	724.4	636.6	543.6
32.5°	921.4	907.3	899.9	907.3	917.0	920.0	896.9	840.4	754.9	647.0	533.2
35°	979.5	970.5	965.3	976.5	995.8	1003.3	975.0	908.1	799.5	667.1	527.3
37.5°	1056.1	1049.4	1042.7	1062.0	1098.4	1113.3	1072.4	986.1	863.4	700.6	524.3
40°	1143.8	1144.6	1152.0	1190.7	1225.6	1256.9	1210.7	1104.4	951.2	748.2	527.3
42.5°	1247.9	1256.1	1281.4	1334.9	1402.6	1427.2	1382.5	1247.2	1060.5	805.4	534.7
45°	1377.3	1398.9	1442.0	1521.6	1603.4	1641.3	1578.1	1427.2	1198.1	896.9	555.5
47.5°	1514.9	1562.5	1635.4	1732.1	1827.3	1851.8	1773.7	1590.0	1332.7	978.0	587.5
50°	1691.2	1749.2	1822.1	1938.1	2039.2	2054.1	1950.7	1741.0	1450.2	1048.6	618.0
52.5°	1855.5	1934.4	2027.3	2161.9	2264.6	2246.0	2112.1	1875.6	1543.2	1097.0	635.1
55°	2080.1	2161.9	2266.8	2384.3	2486.2	2441.6	2258.6	1990.1	1617.5	1132.7	640.3
57.5°	2336.7	2399.2	2501.8	2622.3	2689.2	2612.6	2402.9	2101.7	1688.2	1133.4	599.4
60°	2588.8	2661.7	2774.7	2893.0	2930.2	2797.8	2503.3	2118.8	1618.3	1011.4	479.7
62.5°	2962.2	3035.8	3093.0	3112.4	3045.4	2779.2	2386.5	1938.1	1395.2	798.0	339.9
65°	3379.4	3296.1	3185.3	3081.1	2898.9	2494.4	2057.8	1592.3	1082.8	533.2	234.3
67.5°	3488.7	3235.1	2994.1	2762.1	2422.2	1986.4	1552.1	1120.0	694.6	303.4	159.2
69°	3374.9	3004.5	2736.1	2367.9	2016.9	1486.7	1069.4	717.7	415.0	211.2	133.1
70°	3166.7	2781.4	2417.8	2023.6	1562.5	1135.6	711.0	470.0	270.7	153.9	119.7
72.5°	2389.5	1910.6	1472.5	956.4	583.1	323.5	227.6	162.9	128.7	113.0	102.6
75°	1381.8	920.0	602.4	321.3	190.4	141.3	123.5	110.1	101.9	98.2	89.2
77.5°	583.1	364.4	246.9	180.7	127.9	109.3	95.2	87.8	87.0	84.8	76.6
80°	265.5	227.6	194.1	136.1	97.4	83.3	72.9	71.4	72.9	70.7	62.5
82.5°	197.1	194.1	162.1	104.9	74.4	55.8	45.4	47.6	53.5	58.0	50.6
85°	164.4	164.4	136.1	78.1	49.1	35.7	35.0	39.4	44.6	48.3	40.9
87.5°	151.0	145.0	78.1	40.2	28.3	23.1	21.6	19.3	19.3	33.5	28.3
90°	21.9	13.7	11.7	12.0	12.7	12.0	12.5	10.7	10.7	10.7	11.7
92.5°	6.5	7.0	7.0	7.0	6.5	6.0	6.0	6.0	6.0	6.0	6.0
95°	7.0	7.0	7.5	8.0	7.5	7.0	7.0	7.0	7.0	7.0	7.0
97.5°	10.5	12.0	11.0	10.0	9.5	9.0	8.5	8.0	8.0	8.0	8.5
100°	25.0	29.0	27.5	26.0	24.5	23.0	21.0	19.0	19.0	19.0	21.0
102.5°	45.0	50.0	48.5	47.0	44.5	42.0	40.5	39.0	38.0	39.0	40.5
105°	67.5	72.0	71.0	70.0	67.5	65.0	63.0	61.0	61.0	61.0	63.0
107.5°	91.5	95.0	94.5	94.0	92.0	90.0	88.5	87.0	86.0	87.0	88.5



REPORT NUMBER: P227013

CATALOG NUMBER: ISW-AF-800-LED-E1-SL4-7050-ULG

**CANDELA DISTRIBUTION (continued):**

	50°	55°	60°	65°	70°	75°	80°	85°	90°	95°	100°
110°	117.0	120.0	120.5	121.0	120.0	119.0	117.5	116.0	117.0	116.0	117.5
112.5°	145.5	148.0	149.0	150.0	149.5	149.0	148.0	147.0	147.0	147.0	148.0
115°	176.5	179.0	180.5	182.0	180.5	179.0	178.0	177.0	178.0	177.0	178.0
117.5°	208.0	211.0	213.0	215.0	212.5	210.0	209.0	208.0	209.0	208.0	209.0
120°	244.5	246.0	248.0	250.0	247.5	245.0	244.0	243.0	243.0	243.0	244.0
122.5°	278.0	279.0	281.0	283.0	280.5	278.0	277.0	276.0	277.0	276.0	277.0
125°	311.5	313.0	314.0	315.0	312.5	310.0	310.0	310.0	310.0	310.0	310.0
127.5°	342.5	345.0	345.5	346.0	346.0	346.0	345.5	345.0	347.0	345.0	345.5
130°	374.5	377.0	379.0	381.0	381.0	381.0	380.0	379.0	380.0	379.0	380.0
132.5°	408.0	411.0	413.5	416.0	415.0	414.0	414.0	414.0	415.0	414.0	414.0
135°	440.0	443.0	445.5	448.0	447.5	447.0	448.5	450.0	451.0	450.0	448.5
137.5°	470.5	473.0	474.0	475.0	475.5	476.0	478.5	481.0	482.0	481.0	478.5
140°	498.5	500.0	501.0	502.0	503.0	504.0	506.5	509.0	511.0	509.0	506.5
142.5°	526.0	527.0	530.0	533.0	533.0	533.0	533.5	534.0	536.0	534.0	533.5
145°	553.5	556.0	559.0	562.0	561.5	561.0	559.5	558.0	560.0	558.0	559.5
147.5°	577.5	580.0	582.5	585.0	585.5	586.0	584.5	583.0	585.0	583.0	584.5
150°	595.0	597.0	598.5	600.0	601.5	603.0	604.5	606.0	610.0	606.0	604.5
152.5°	610.5	611.0	612.5	614.0	616.0	618.0	620.5	623.0	628.0	623.0	620.5
155°	627.0	626.0	628.5	631.0	633.5	636.0	637.0	638.0	641.0	638.0	637.0
157.5°	644.5	644.0	646.0	648.0	649.0	650.0	650.0	650.0	655.0	650.0	650.0
160°	656.5	658.0	661.0	664.0	662.5	661.0	660.5	660.0	666.0	660.0	660.5
162.5°	665.0	667.0	669.0	671.0	670.5	670.0	669.0	668.0	674.0	668.0	669.0
165°	672.5	672.0	674.5	677.0	678.5	680.0	679.0	678.0	682.0	678.0	679.0
167.5°	681.5	678.0	681.0	684.0	686.0	688.0	688.0	688.0	694.0	688.0	688.0
170°	688.5	686.0	687.5	689.0	691.5	694.0	695.0	696.0	701.0	696.0	695.0
172.5°	689.5	689.0	690.5	692.0	693.0	694.0	695.0	696.0	701.0	696.0	695.0
175°	690.0	690.0	692.5	695.0	695.5	696.0	695.0	694.0	699.0	694.0	695.0
177.5°	694.5	694.0	696.5	699.0	700.0	701.0	699.5	698.0	702.0	698.0	699.5
180°	700.0	700.0	700.0	700.0	700.0	700.0	700.0	700.0	700.0	700.0	700.0



REPORT NUMBER: P227013

CATALOG NUMBER: ISW-AF-800-LED-E1-SL4-7050-ULG

**CANDELA DISTRIBUTION (continued):**

	105°	110°	115°	120°	125°	130°	135°	140°	145°	150°	155°
0°	767.5	767.5	767.5	767.5	767.5	767.5	767.5	767.5	767.5	767.5	767.5
2.5°	748.9	745.9	738.5	737.0	734.8	731.8	731.1	727.3	719.9	718.4	719.2
5°	714.7	702.8	694.6	687.9	682.7	669.3	664.1	658.2	647.8	644.8	640.3
7.5°	674.5	660.4	644.0	632.1	618.0	603.9	592.7	578.6	567.4	560.7	548.9
10°	643.3	624.0	602.4	578.6	560.0	538.4	524.3	507.9	490.1	473.7	461.8
12.5°	619.5	592.7	561.5	533.2	506.5	483.4	458.1	435.1	412.8	390.4	371.1
15°	600.2	566.7	527.3	491.6	458.9	424.7	396.4	364.4	336.2	316.8	292.3
17.5°	579.3	536.2	489.4	447.7	405.3	369.6	333.9	300.5	273.7	248.4	228.3
20°	554.1	502.0	451.4	403.1	354.7	313.8	277.4	245.4	219.4	199.3	184.4
22.5°	525.8	464.8	406.1	353.3	304.9	264.8	230.5	206.7	187.4	176.3	171.8
25°	498.3	428.4	362.2	304.2	255.8	221.6	198.6	178.5	168.8	164.4	164.4
27.5°	473.0	391.2	317.6	261.0	214.2	187.4	169.6	161.4	156.9	156.9	159.2
30°	449.2	354.0	275.2	217.9	180.7	160.6	151.0	148.0	148.7	151.7	154.7
32.5°	421.7	318.3	238.7	187.4	156.9	143.5	136.1	136.8	140.6	145.8	151.0
35°	392.7	280.4	206.7	164.4	140.6	130.1	125.7	126.4	131.6	138.3	143.5
37.5°	366.6	249.9	182.2	146.5	128.7	122.0	118.2	119.0	122.7	130.9	137.6
40°	340.6	223.9	162.1	136.1	122.0	115.3	113.0	112.3	115.3	122.7	130.9
42.5°	318.3	201.5	150.2	128.7	117.5	111.6	108.6	108.6	110.1	116.0	124.2
45°	304.9	188.2	142.0	123.5	113.8	108.6	105.6	104.1	106.3	110.1	117.5
47.5°	304.9	181.5	136.8	119.7	110.8	106.3	102.6	101.9	102.6	106.3	113.8
50°	315.3	183.0	136.1	118.2	109.3	103.4	99.7	99.7	101.1	106.3	112.3
52.5°	324.3	185.9	138.3	119.7	109.3	101.9	97.4	96.7	98.9	104.1	109.3
55°	322.8	185.9	140.6	122.0	111.6	102.6	96.7	95.9	97.4	102.6	107.8
57.5°	288.6	174.8	138.3	123.5	114.5	106.3	100.4	98.2	99.7	104.1	108.6
60°	233.5	155.4	132.4	123.5	119.0	113.0	107.1	105.6	106.3	110.8	116.0
62.5°	183.0	138.3	124.9	122.7	121.2	118.2	116.0	114.5	114.5	118.2	122.7
65°	148.7	124.9	119.0	119.7	121.2	120.5	119.7	119.0	119.0	121.2	125.7
67.5°	124.2	112.3	110.8	113.0	114.5	115.3	116.0	115.3	116.0	118.2	123.5
69°	113.0	105.6	104.1	105.6	108.6	109.3	110.8	110.1	110.8	113.0	118.2
70°	106.3	100.4	98.9	101.1	103.4	104.1	105.6	104.9	105.6	107.8	113.0
72.5°	92.2	85.5	83.3	84.8	87.0	87.0	89.2	90.0	88.5	89.2	93.0
75°	78.8	71.4	67.7	68.4	68.4	68.4	69.9	69.9	68.4	67.7	68.4
77.5°	66.2	58.0	53.5	53.5	53.5	52.8	50.6	51.3	52.1	51.3	52.1
80°	52.1	45.4	40.9	40.9	40.9	39.4	38.7	38.7	40.2	41.6	40.9
82.5°	40.2	33.5	31.2	30.5	30.5	29.0	29.0	30.5	29.7	30.5	32.0
85°	29.0	23.8	21.6	22.3	21.6	20.1	20.8	23.1	23.1	22.3	23.8
87.5°	17.8	14.9	14.1	14.9	13.4	11.2	10.4	11.2	12.6	11.9	13.4
90°	11.2	10.5	10.5	9.5	9.2	8.5	8.5	9.0	10.2	10.2	9.5
92.5°	6.0	6.5	7.0	7.0	7.0	6.5	6.0	6.0	6.0	6.0	6.0
95°	7.0	7.5	8.0	7.5	7.0	7.0	7.0	7.0	7.0	7.0	7.0
97.5°	9.0	9.5	10.0	11.0	12.0	10.5	9.0	9.0	9.0	8.5	8.0
100°	23.0	24.5	26.0	27.5	29.0	25.0	21.0	16.5	12.0	11.0	10.0
102.5°	42.0	44.5	47.0	48.5	50.0	45.0	40.0	33.5	27.0	22.5	18.0
105°	65.0	67.5	70.0	71.0	72.0	67.5	63.0	55.5	48.0	42.0	36.0
107.5°	90.0	92.0	94.0	94.5	95.0	91.5	88.0	80.5	73.0	65.5	58.0



REPORT NUMBER: P227013  
 CATALOG NUMBER: ISW-AF-800-LED-E1-SL4-7050-ULG

REPORT N  
 CATALOG

**CANDELA DISTRIBUTION (continued):**

**CANDELA**

	105°	110°	115°	120°	125°	130°	135°	140°	145°	150°	155°	
110°	119.0	120.0	121.0	120.5	120.0	117.0	114.0	108.0	102.0	94.5	87.0	0°
112.5°	149.0	149.5	150.0	149.0	148.0	145.5	143.0	138.5	134.0	127.5	121.0	2.5°
115°	179.0	180.5	182.0	180.5	179.0	176.5	174.0	171.0	168.0	163.5	159.0	5°
117.5°	210.0	212.5	215.0	213.0	211.0	208.0	205.0	203.5	202.0	199.5	197.0	7.5°
120°	245.0	247.5	250.0	248.0	246.0	244.5	243.0	240.0	237.0	235.0	233.0	10°
122.5°	278.0	280.5	283.0	281.0	279.0	278.0	277.0	274.0	271.0	269.0	267.0	12.5°
125°	310.0	312.5	315.0	314.0	313.0	311.5	310.0	307.5	305.0	302.0	299.0	15°
127.5°	346.0	346.0	346.0	345.5	345.0	342.5	340.0	339.5	339.0	336.0	333.0	17.5°
130°	381.0	381.0	381.0	379.0	377.0	374.5	372.0	371.0	370.0	368.0	366.0	20°
132.5°	414.0	415.0	416.0	413.5	411.0	408.0	405.0	404.5	404.0	402.5	401.0	22.5°
135°	447.0	447.5	448.0	445.5	443.0	440.0	437.0	436.0	435.0	433.5	432.0	25°
137.5°	476.0	475.5	475.0	474.0	473.0	470.5	468.0	466.0	464.0	462.0	460.0	27.5°
140°	504.0	503.0	502.0	501.0	500.0	498.5	497.0	494.0	491.0	490.0	489.0	30°
142.5°	533.0	533.0	533.0	530.0	527.0	526.0	525.0	523.0	521.0	519.5	518.0	32.5°
145°	561.0	561.5	562.0	559.0	556.0	553.5	551.0	550.5	550.0	548.5	547.0	35°
147.5°	586.0	585.5	585.0	582.5	580.0	577.5	575.0	574.5	574.0	574.0	574.0	37.5°
150°	603.0	601.5	600.0	598.5	597.0	595.0	593.0	593.0	593.0	593.0	593.0	40°
152.5°	618.0	616.0	614.0	612.5	611.0	610.5	610.0	610.0	610.0	609.5	609.0	42.5°
155°	636.0	633.5	631.0	628.5	626.0	627.0	628.0	629.0	630.0	628.5	627.0	45°
157.5°	650.0	649.0	648.0	646.0	644.0	644.5	645.0	645.5	646.0	645.0	644.0	47.5°
160°	661.0	662.5	664.0	661.0	658.0	656.5	655.0	655.0	655.0	655.5	656.0	50°
162.5°	670.0	670.5	671.0	669.0	667.0	665.0	663.0	662.0	661.0	663.0	665.0	52.5°
165°	680.0	678.5	677.0	674.5	672.0	672.5	673.0	673.0	673.0	674.5	676.0	55°
167.5°	688.0	686.0	684.0	681.0	678.0	681.5	685.0	686.5	688.0	687.0	686.0	57.5°
170°	694.0	691.5	689.0	687.5	686.0	688.5	691.0	692.0	693.0	692.5	692.0	60°
172.5°	694.0	693.0	692.0	690.5	689.0	689.5	690.0	690.0	690.0	691.5	693.0	62.5°
175°	696.0	695.5	695.0	692.5	690.0	690.0	690.0	690.5	691.0	693.0	695.0	65°
177.5°	701.0	700.0	699.0	696.5	694.0	694.5	695.0	696.0	697.0	698.0	699.0	67.5°
180°	700.0	700.0	700.0	700.0	700.0	700.0	700.0	700.0	700.0	700.0	700.0	69°
												70°
												72.5°
												75°
												77.5°
												80°
												82.5°
												85°
												87.5°
												90°
												92.5°
												95°
												97.5°
												100°
												102.5°
												105°
												107.5°

NUMBER: P227013  
 NUMBER: ISW-AF-800-LED-E1-SL4-7050-ULG

REPORT NUMBER: P  
 CATALOG NUMBER:

**DISTRIBUTION (continued):**

160°	165°	170°	175°	180°
767.5	767.5	767.5	767.5	767.5
714.0	716.2	706.5	711.0	708.0
635.9	632.1	631.4	629.2	624.7
544.4	541.4	532.5	535.5	528.8
449.9	449.2	432.8	433.6	425.4
362.9	349.5	342.8	333.2	338.4
281.1	270.0	255.8	252.1	257.3
212.0	200.8	194.1	188.2	185.9
175.5	168.8	165.1	162.9	161.4
169.6	168.1	167.3	165.8	165.1
165.8	167.3	167.3	167.3	165.8
162.1	165.1	165.8	165.1	163.6
158.4	160.6	160.6	159.9	157.7
153.2	155.4	155.4	154.7	153.2
147.3	148.7	149.5	149.5	150.2
142.8	144.3	145.8	147.3	149.5
137.6	139.8	140.6	143.5	146.5
130.9	133.9	135.4	137.6	140.6
124.2	127.9	128.7	131.6	134.6
121.2	124.2	124.2	126.4	128.7
117.5	119.0	118.2	119.7	120.5
113.8	115.3	114.5	116.0	116.8
110.8	112.3	113.8	115.3	116.0
112.3	114.5	115.3	117.5	118.2
119.0	122.0	124.9	127.9	130.1
125.7	129.4	136.1	149.5	154.7
129.4	134.6	150.2	173.3	180.0
127.2	133.9	152.5	177.0	185.2
122.7	127.9	148.0	173.3	180.7
116.8	122.0	142.0	169.6	176.3
94.4	97.4	119.7	145.8	150.2
69.2	71.4	88.5	98.9	98.2
53.5	56.5	62.5	63.2	62.5
42.4	43.9	46.9	46.9	47.6
32.7	33.5	35.0	33.5	32.7
24.5	23.8	23.1	22.3	21.6
14.1	14.1	11.9	10.4	9.7
9.0	9.2	8.2	6.5	5.0
5.5	5.0	4.5	4.0	4.0
6.5	6.0	5.5	5.0	5.0
8.0	8.0	7.5	7.0	7.0
9.5	9.0	8.5	8.0	8.0
15.5	13.0	12.0	11.0	11.0
31.5	27.0	24.5	22.0	21.0
53.5	49.0	45.5	42.0	41.0

**CANDELA DISTRIBUTION:**

	160°
110°	80.5
112.5°	113.5
115°	153.0
117.5°	193.0
120°	229.5
122.5°	264.0
125°	297.5
127.5°	331.0
130°	364.0
132.5°	397.0
135°	429.0
137.5°	459.5
140°	488.0
142.5°	517.5
145°	545.5
147.5°	572.5
150°	593.0
152.5°	608.5
155°	626.0
157.5°	643.5
160°	657.5
162.5°	667.0
165°	676.0
167.5°	685.0
170°	692.0
172.5°	694.0
175°	696.0
177.5°	699.5
180°	700.0

'227013

ISW-AF-800-LED-E1-SL4-7050-ULG

**TION (continued):**

165°	170°	175°	180°
74.0	71.0	68.0	66.0
106.0	102.5	99.0	99.0
147.0	143.0	139.0	140.0
189.0	186.5	184.0	184.0
226.0	224.5	223.0	225.0
261.0	260.5	260.0	263.0
296.0	295.0	294.0	298.0
329.0	329.0	329.0	330.0
362.0	361.5	361.0	363.0
393.0	393.5	394.0	396.0
426.0	426.0	426.0	429.0
459.0	458.0	457.0	460.0
487.0	486.0	485.0	488.0
517.0	516.0	515.0	518.0
544.0	545.0	546.0	550.0
571.0	571.5	572.0	575.0
593.0	592.5	592.0	595.0
608.0	608.0	608.0	611.0
625.0	625.0	625.0	629.0
643.0	643.0	643.0	646.0
659.0	659.5	660.0	663.0
669.0	669.0	669.0	673.0
676.0	677.0	678.0	681.0
684.0	685.5	687.0	690.0
692.0	693.5	695.0	698.0
695.0	696.0	697.0	699.0
697.0	697.5	698.0	700.0
700.0	702.5	705.0	707.0
700.0	700.0	700.0	700.0

(END OF REPORT)